



»» Features

- Optional for open frame, dust cover, sealed type and with/without quick terminal on top.
- High rating 20A 240VAC.
- Ideal for home appliances application, specially for heating control use.
- Comply with RoHS-Directive 2002/95/EC.

»» Type List

Terminal style	Contact form	Insulation system	Designation		
			Flux tight	Sealed type	Sealed type washable
PCB terminal	1A (SPNO)	----	805-1AC-C	805-1AC-V	805-1AC-S
			805-1AH-C	805-1AH-V	805-1AH-S
	1C (SPDT)	-----	805-1CC-C	805-1CC-V	805-1CC-S
			805-1CH-C	805-1CH-V	805-1CH-S
	1A (SPNO)	F	805-1AC-F-C	805-1AC-F-V	805-1AC-F-S
			805-1AH-F-C	805-1AH-F-V	805-1AH-F-S
	1C (SPDT)	F	805-1CC-F-C	805-1CC-F-V	805-1CC-F-S
			805-1CH-F-C	805-1CH-F-V	805-1CH-F-S
WP (PCB terminal & Quick terminal)	1A (SPNO)	----	805WP-1AC-C	805WP-1AC-V	805WP-1AC-S
			805WP-1AH-C	805WP-1AH-V	805WP-1AH-S
	1C (SPDT)	----	805WP-1CC-C	805WP-1CC-V	805WP-1CC-S
			805WP-1CH-C	805WP-1CH-V	805WP-1CH-S
	1A (SPNO)	F	805WP-1AC-F-C	805WP-1AC-F-V	805WP-1AC-F-S
			805WP-1AH-F-C	805WP-1AH-F-V	805WP-1AH-F-S
	1C (SPDT)	F	805WP-1CC-F-C	805WP-1CC-F-V	805WP-1CC-F-S
			805WP-1CH-F-C	805WP-1CH-F-V	805WP-1CH-F-S

Terminal style	Contact form	Insulation system	Designation	
			Flux tight (with shroud)	Sealed type washable (with shroud)
WP (PCB terminal & Quick terminal)	1A (SPNO)	----	805WP-1AC-CF	805WP-1AC-SF
			805WP-1AH-CF	805WP-1AH-SF
	1C (SPDT)	-----	805WP-1CC-CF	805WP-1CC-SF
			805WP-1CH-CF	805WP-1CH-SF
	1A (SPNO)	F	805WP-1AC-F-CF	805WP-1AC-F-SF
			805WP-1AH-F-CF	805WP-1AH-F-SF
	1C (SPDT)	F	805WP-1CC-F-CF	805WP-1CC-F-SF
			805WP-1CH-F-CF	805WP-1CH-F-SF

»» Ordering Information

805 WP - 1A C - F - SF - B
 1 2 3 4 5 6 7

- | | | | |
|----------|---------------------------------------|-------|------------------------------|
| 1. 805 | -- Basic series designation | 3. 1A | -- Single pole normally open |
| | | 1C | -- Single pole double throw |
| 2. Blank | -- PCB terminal | 4. C | -- Contact material AgNi |
| W | -- Quick terminal (only for C1 cover) | H | -- Contact material AgSnO |
| WP | -- PCB terminal & Quick terminal | | |

5. Blank -- Standard type
F -- Class F

6. Blank -- Open type
C -- Flux tight
V -- Sealed type
S -- Sealed type washable

CF -- Flux tight with shroud
SF -- Sealed type washable with shroud
C1 -- With flanged cover
S1 -- Sealed type washable with flanged cover

7. Blank -- Standard type
B -- With insulation barrier

»» Contact Rating

Resistive load	20A 240VAC
----------------	------------

»» Coil Rating (DC)

Rated voltage (V)	Rated current ±10 % at 23°C (mA)	Coil resistance ±10 % at 23°C (Ω)	Max. continuous voltage at 85°C	Pick up voltage(Max) at 23°C	Drop out voltage(Min) at 23°C	Power consumption at rated voltage
5	139	36	130 % of rated voltage	75 % of rated voltage	10 % of rated voltage	approx. 0.7W
6	118	51				
9	78	116				
12	58	206				
18	39	463				
24	29	823				
36	19	1,851				
48	15	3,291				
110	6	17,286				

»» Specification

Contact material	AgNi / AgSnO alloy	
Contact resistance ⁽¹⁾	50 mΩ Max.	
Operate time ⁽¹⁾	15 ms Max.	
Release time ⁽¹⁾	10 ms Max.	
Insulation resistance ⁽¹⁾	100 MΩ Min. (DC 500V)	
Surge voltage withstand	Between contact and coil : 6KV 1.2X50 μ S	
Dielectric strength ⁽¹⁾	Between open contact	: 1000Vrms 50/60Hz 1min.
	Between contact and coil	: 2500Vrms 50/60Hz 1min
Vibration resistance	Operating extremes	10~ 55Hz , amplitude 1.5 mm
	Damage limits	10~ 55Hz , amplitude 1.5 mm
Shock resistance	Operating extremes	10G
	Damage limits	100G
Life expectancy	Mechanical	10,000,000 operations (frequency 18,000 operations/hr)
	Electrical	100,000 operations (for NO contact) (frequency 900 operations/hr)
Operating ambient temperature	-40~ +85°C (no freezing)	
Weight	Approx. 22 g (open type), 27g (with cover), 36g (WP) , 38g (W)	

Note : (1) initial value

»» Safety Approval

Certified	UL / CUL
File No.	E88991

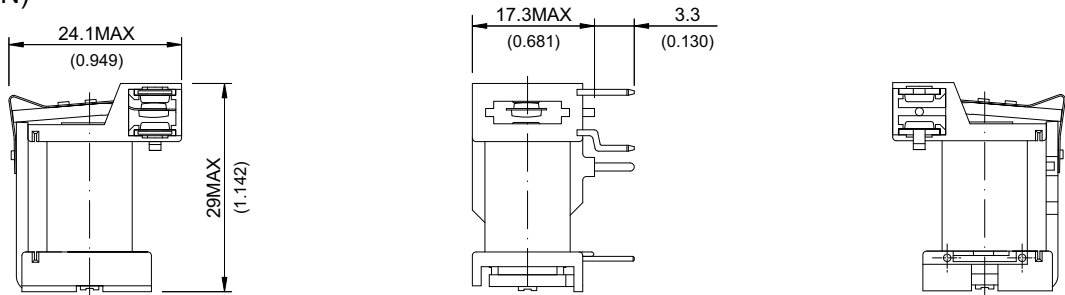
805

»» Safety Approval Rating

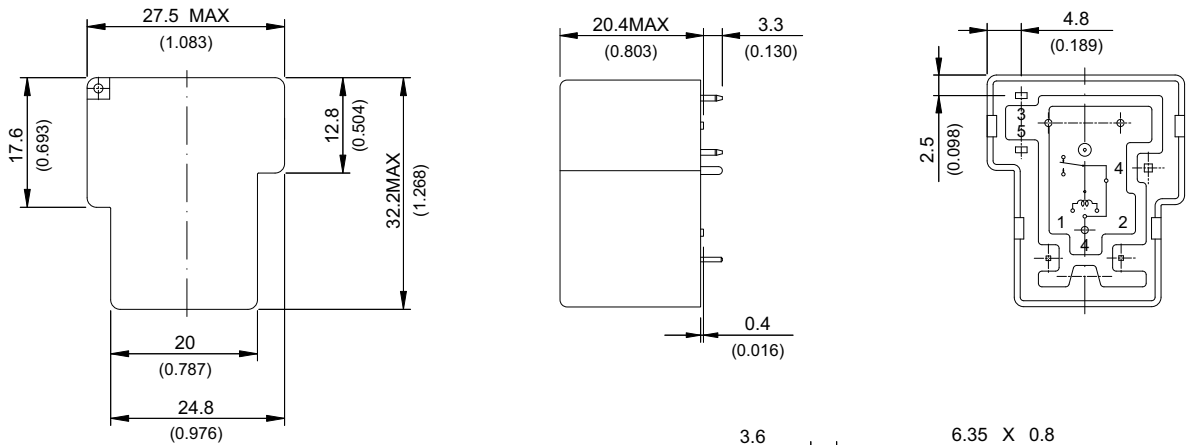
UL / CUL
30A 277VAC

»» Outline Dimensions

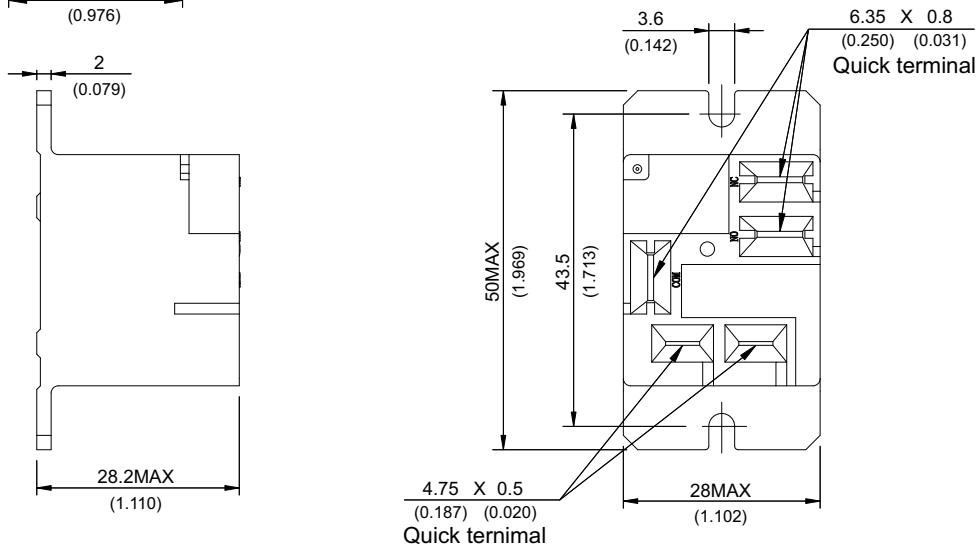
◆ 805 (OPEN)



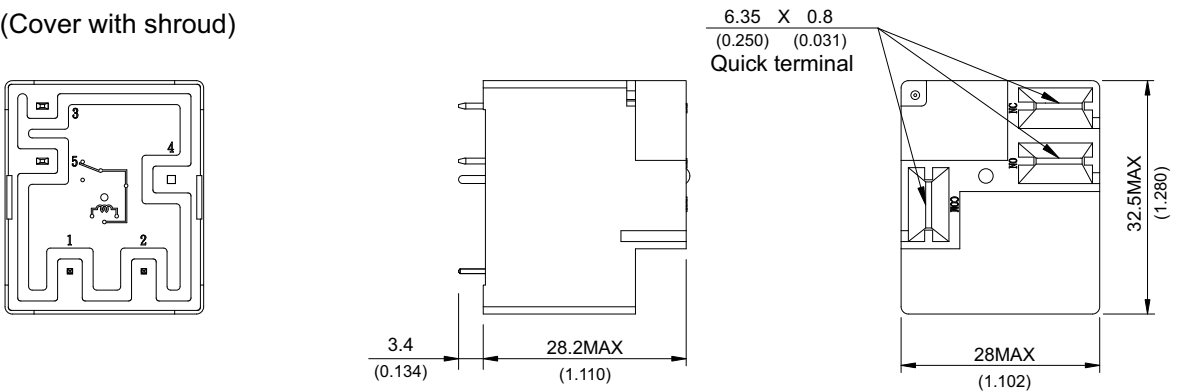
◆ 805 (-C,-V,-S)



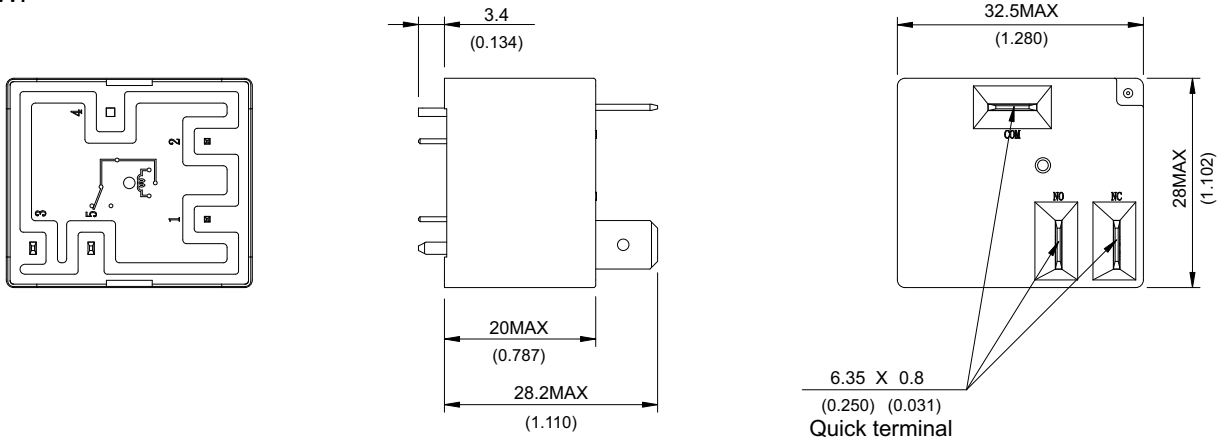
◆ 805W



◆ 805WP (Cover with shroud)



◆805WP

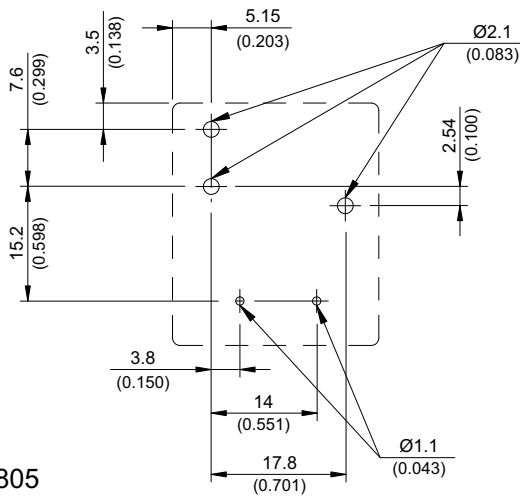


»» Wiring Diagram
BOTTOM VIEW

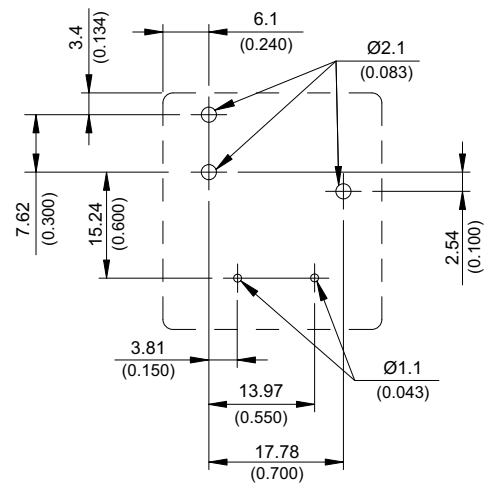


»» PC Board Layout
BOTTOM VIEW

◆805WP



◆805WP (Cover with shroud)



◆805

