



### »» Features

- Miniature PCB surge cube relay with highest rating 20A 125VAC, 16A 277VAC, TV -8 ratings.
- CSA/CUS, TUV, UL/CUL approved.
- UL Class F and high temperature withstand up to 85 degree C.
- SPNO, SPNC, SPDT contact configurations, sealed flux free & sealed washable types are available.
- Ideal for motor control, compressor control for household appliances.
- Contact rating up to 16A 250VAC (SPNO).
- Comply with RoHS-Directive 2002/95/EC.

### »» Type List

Terminal style	Contact form	UL Insulation system approval	Designation (provided with)		
			Flux tight	Sealed type	Sealed type washable
PCB terminal	1A (SPNO)	-----	875B-1AC-C	875B-1AC-V	875B-1AC-S
		F	875B-1AC-F-C	875B-1AC-F-V	875B-1AC-F-S
		-----	875B-1AH-C	875B-1AH-V	875B-1AH-S
		F	875B-1AH-F-C	875B-1AH-F-V	875B-1AH-F-S
	1C (SPDT)	-----	875B-1CC-C	875B-1CC-V	875B-1CC-S
		F	875B-1CC-F-C	875B-1CC-F-V	875B-1CC-F-S
		-----	875B-1CH-C	875B-1CH-V	875B-1CH-S
		F	875B-1CH-F-C	875B-1CH-F-V	875B-1CH-F-S

### »» Ordering Information

875 B - 1A C - F - C  
 1 2 3 4 5 6

- |  |   |
|--|---|
| <p>1. 875 -- Basic series designation</p> <p>2. B -- Barrier provided between coil and frame</p> <p>3. 1A -- Single pole normally open<br/>                 1B -- Single pole normally closed<br/>                 1C -- Single pole double throw</p> <p>4. C -- Contact material AgNi<br/>                 CA -- Contact material AgNi + Au</p> | <p>H -- Contact material AgSnO<br/>                 HA -- Contact material AgSnO + Au</p> <p>5. Blank -- Standard type<br/>                 F -- Class F</p> <p>6. C -- Flux tight<br/>                 V -- Sealed type<br/>                 S -- Sealed type washable</p> |
|--|---|

### »» Contact Rating

	1A	1B	1C
Resistive load	16A 240VAC	12A 240VAC	NO/NC : 16A/12A 240VAC 16A 240VAC (**)

## »» Coil Rating (DC)

Rated voltage (V)	Rated current $\pm 10\%$ at 23°C (mA)	Coil resistance $\pm 10\%$ at 23°C ( $\Omega$ )	Max. continuous voltage at 85°C	Pick up voltage(Max) at 23°C	Drop out voltage(Min) at 23°C	Power consumption at rated voltage
3	120	25	150 % of rated voltage	75 % of rated voltage	5 % of rated voltage	approx. 0.36W
5	73	69				
6	60	100				
9	40	225				
12	30	400				
18	20	900				
24	15	1600				
36	10	3600				
48	7.5	6400				

## »» Specification

Contact material	AgSnO / AgNi alloy	
Contact resistance <sup>(1)</sup>	100m $\Omega$ Max.	
Operate time <sup>(1)</sup>	15ms Max.	
Release time <sup>(1)</sup>	10ms Max.	
Insulation resistance <sup>(1)</sup>	100M $\Omega$ Min. (DC 500V)	
Dielectric strength <sup>(1)</sup>	Between open contact	: AC 1000V, 50/60Hz 1 min.
	Between contact and coil	: AC 2500V, 50/60Hz 1 min.
Vibration resistance	Operating extremes	10~50Hz , amplitude 1.0 mm
	Damage limits	10~50Hz , amplitude 1.0 mm
Shock resistance	Operating extremes	10G
	Damage limits	100G
Life expectancy	Mechanical	10,000,000 operations (frequency 18,000 operations/hr)
	Electrical	100,000 operations (※50,000 operations) (frequency 360 operations/hr)
Operating ambient temperature	-40~+85°C (no freezing)	
Weight	Approx. 10 g	

Note : (1) initial value

## »» Safety Approval

Certified	CSA / CUS	TUV	UL / CUL
File No.	1474282	R3-50006128	E88991

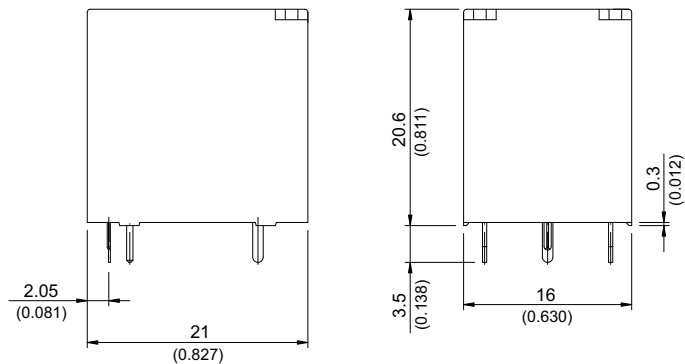
### »» Safety Approval Rating

CSA / CUS, UL / CUL			
AgNi		AgSnO	
NO	NC	NO	NC
17A 250VAC	15A 250VAC	20A 125VAC	20A 125VAC
20A 125VAC	20A 125VAC	17A 250VAC	10A 250VAC
1HP 8FLA 250VAC	1/2HP 4.9FLA 250VAC	1HP 8FLA 250VAC	1/2HP 4.9FLA 250VAC
	1/2HP 9.8FLA 125VAC	1HP 16FLA 125VAC	1/2HP 9.8FLA 125VAC
		17FLA 30LRA 250VAC	TV-8
		TV-8	

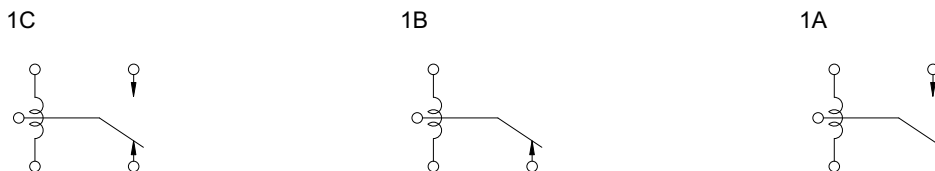
TUV
16A 250VAC
20A 125VAC

### »» Outline Dimensions



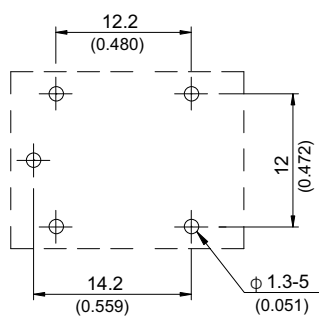
### »» Wiring Diagram

BOTTOM VIEW



### »» PC Board Layout

BOTTOM VIEW



## »» Engineering Data

